



RETAIL LP ANALYTICS

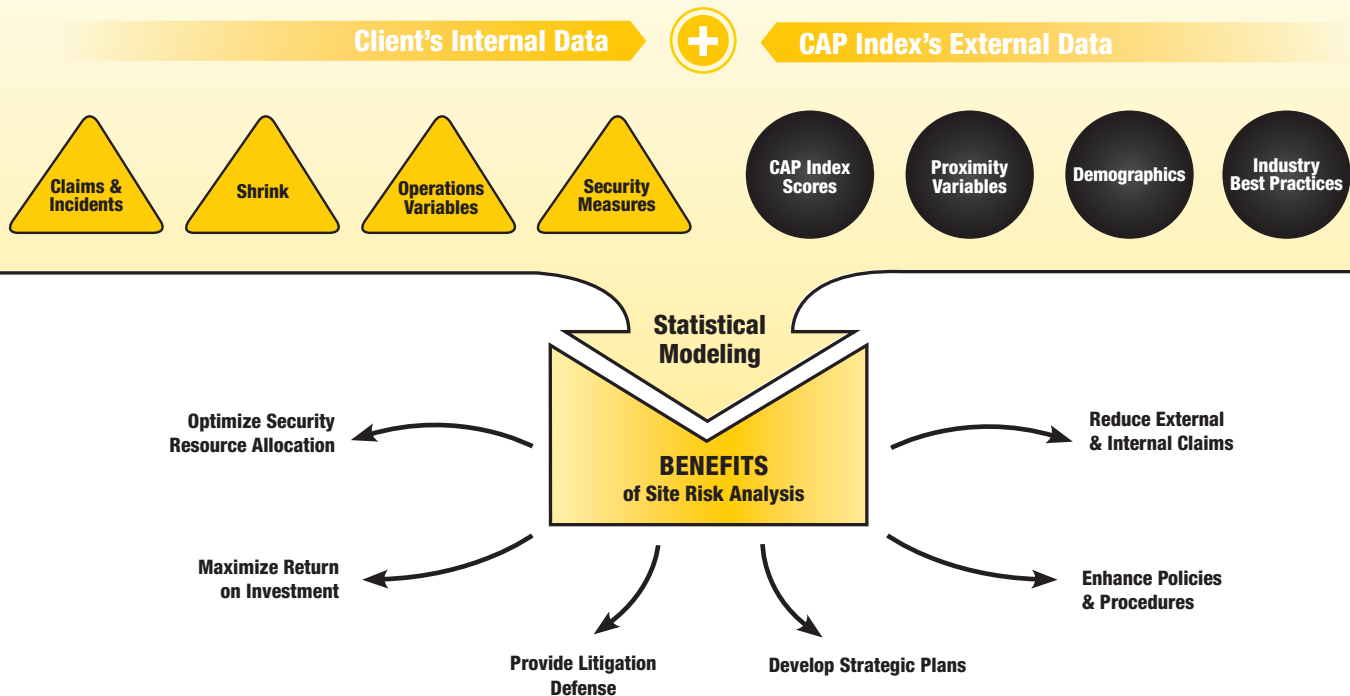
A TAILORED APPROACH TO LOSS PREVENTION



Inside Retail LP Analytics

A Proven, Data-Driven Approach to Site Risk Analysis

Making informed business decisions has never been more important – especially in the world of retail. Today’s challenging operating environment makes optimizing business processes and protecting assets an absolute necessity. And, CAP Index has been helping the world’s top retailers do just that. With over 20 years’ experience, and a proven proprietary approach to statistical analysis, our teams of experts provide customized solutions to help retailers and other Fortune 500 companies improve security, enhance asset protection and limit loss exposure.



The result?

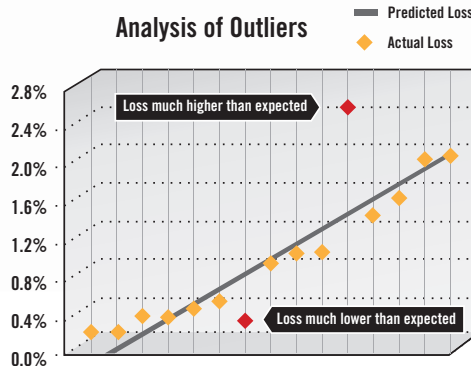
Many of our clients have realized millions of dollars in loss reduction. Experts often say that companies need to spend money to make money. At CAP Index, we say, “Companies should spend money to save money.” And in today’s world, we believe it’s an investment you can’t afford **not** to make.

Loss Forecasting and Risk Determination for New Locations

We can create custom models to determine risk and forecast loss at your new and proposed locations. As new locations accumulate loss information, much can be learned by examining those that deviate from their expected loss levels.



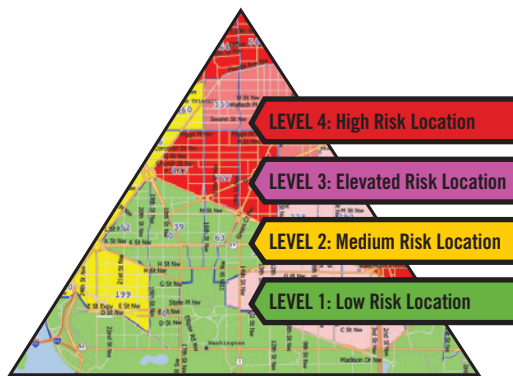
Analysis of Outliers



LOSS FORECASTING EQUATION

CUSTOMIZED LP LEVEL =

- CAP Score
- % Unemployed
- % College Educated
- % Below Poverty Level
- Travel Time to Work
- Business Density
- more...



Security Resource Allocation Guided by Industry Best Practices and Operational Feasibility

Substantial savings, enhanced loss mitigation, and improved ROI can be realized by allocating security measures in keeping with optimized loss prevention categories.

STORE NUMBER	1	2	3	4	...	997	998	999	1000	TOTAL	SAVINGS
SECURITY GUARDS											
Annual Expenditure	\$58K	\$52K	\$61K	\$0	...	\$0	\$45K	\$0	\$63K	\$13,750,000	\$5,500,000
Proposed Expenditure	\$0	\$52K	\$61K	\$51K	...	\$0	\$0	\$0	\$0	\$8,250,000	
ARMORED CARS											
Annual Expenditure	\$24K	\$26K	\$0	\$28K	...	\$0	\$20K	\$0	\$23K	\$12,000,000	\$4,800,000
Proposed Expenditure	\$0	\$26K	\$24K	\$28K	...	\$0	\$0	\$0	\$0	\$7,200,000	

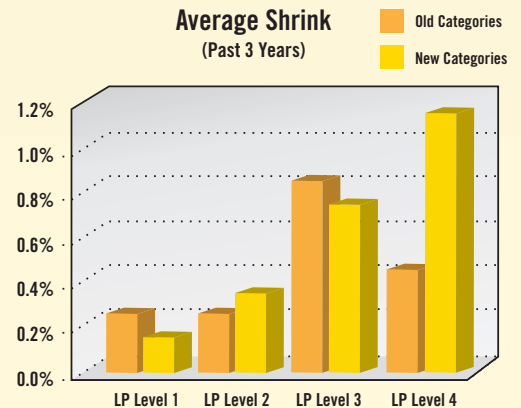
LP LEVELS 1 2 3 4

* The illustration above shows two of the many LP intervention factors that are used for analysis

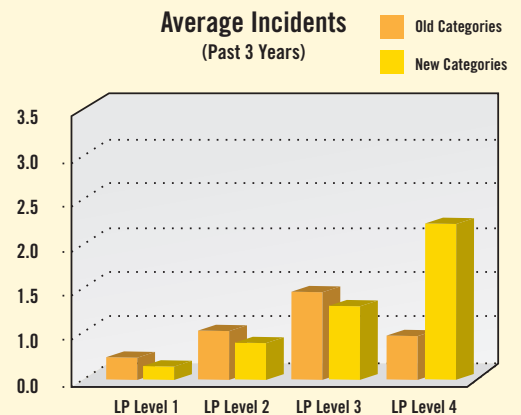
Optimal Categorization of Existing Locations

Customized CAP Index Scores provide well-rounded risk categorizations, evaluating multiple measures of loss over a multi-year time frame. These new categories can enable excellent risk and loss differentiation, tailored to your business.

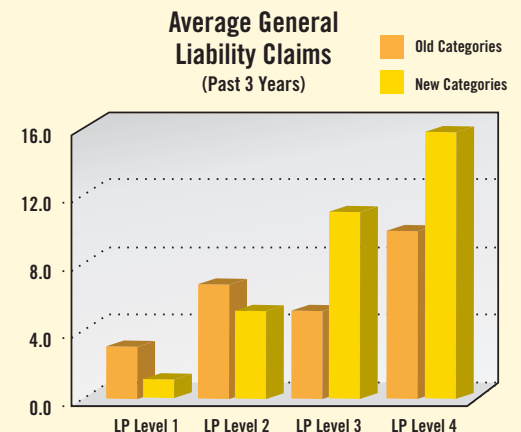
Average Shrink (Past 3 Years)



Average Incidents (Past 3 Years)



Average General Liability Claims (Past 3 Years)



CAP Index will deliver a data-driven asset protection program that is objective, operationally feasible, cost effective, and customized specifically for your corporate culture.

About CAP Index

CAP Index, Inc. is the world leader in crime forecasting. Since 1988, the company has provided innovative solutions for Fortune® 1000 corporations and government agencies looking to minimize a broad range of losses, including shortage, general liability, fraud, lawsuits and crimes against persons and property.

CAP Index's CRIMECAST® products are derived from an advanced evaluation system designed to identify accurately the risk of personal and property crimes at any location in the United States, Canada and the United Kingdom. CRIMECAST reports assist clients in ranking and comparing multiple locations, site selection, security resource allocation, litigation and underwriting.

CAP Index provides crime forecasting models for 81 of the top US Fortune 100 Companies, as well as leading retailers, financial institutions, insurance companies and quick service restaurants (QSR) worldwide.

Scope of Services

- Crime and Loss Forecasting
- Security Threshold/Risk Matrix Development
- Natural Hazards Assessment
- Litigation Support/Expert Witness Services
- Customized Industry Research
- Geographic Assessment and Mapping
- Data Analysis and Modeling
- Proximity Analysis

For more information contact:

Stephen B. Longo
Vice President, Business Development

EMAIL slongo@capindex.com

OFFICE 610.903.3000

MOBILE 484.467.4388